




**OPERATING MANUAL
DECORATIVE LAMP WITH BLUETOOTH LOUDSPEAKER
FUNNY DEL78-Y-RGB**






ENG




Dear customers!

Thank you for choosing our LED RGB decorative lamp with a Bluetooth loudspeaker. Enjoy using. **Before you connect it, please read the lamp operating manual carefully. The manufacturer reserves a right to change or modify the product specification without prior notification.**

LED RGB LAMP with Bluetooth loudspeaker (feeder cable included)	
Model	FUNNY 78-Y-RGB
Power adapter - input	220-240V~50Hz
Power adapter - output	5V DC
Lamp rated voltage	5V DC
Lamp rated power	Max. 5W
Number of LED lights	8 SMD 2835 8 SMD 5050
Lumen	max. 40
Light color	warm white 3000K + RGB
Light angle	180°
LED life	20 000 hours
Protection class – against electric shock - LAMP	
Protection class – against electric shock - FEEDER	
Bluetooth range	max. 10 m
MicroSD card	max. 64 GB

Description of particular keys and ports

	Switch on or off (ON/OFF)
	Play or Pause, answer or end phone call
	Short press – next track, Long press – volume up
	Short press – previous track, Long press – volume down
	Microphone

	MicroSD port, insert card with contacts facing upwards
	AUX port
	microUSB charging port
MODE	Bluetooth pairing

Content of the set:

- LED RGB lamp with loudspeaker
- power adapter
- AUX cable
- operating manual
- USB cable



LED RGB lamp with a Bluetooth loudspeaker based on MicroSD card in modern design allows receiving music from such Bluetooth devices as mobile phones, PDA, MP3 players, personal computers and laptops. The range of wireless connection is 10 meters. It allows AUX connection for audio device which supports 3,5mm “mini jack” audio input. It plays MP3 files directly from microSD memory card.

Playing time in case of full charging:

Playing music at normal volume up to 10 hours (about 70% of max. volume), lamp illumination time at highest level up to 10 hours.

Principles of using LED RGB decorative lamp with a Bluetooth loudspeaker:

1. Lamp (RGB and white light)

Press and hold ON/OFF key.

To activate the colorful light mode of the lamp, press and hold the top metal part of the loudspeaker for about 2 seconds. The lamp will start glowing in red. Press again to change colors. The order of colors: dark blue, green, purple, bright blue, and another – fifth – press leads to smooth automatic change of colors. The sixth press switches the lamp off. At each stage of displaying colors, you can activate white light. To do so, press and hold the top metal part of the loudspeaker for about 2 seconds. Press this part again to get through three degrees of white light brightness. Another – third – press turns the lamp off. To leave the white mode and return to colorful mode, press and hold the top part of the loudspeaker.

To activate the white light, touch the top metal part of the loudspeaker. To intensify the white light strength, press again (second and third time). The fourth press switches the lamp off. At each stage of glowing in white, you can enter the colorful mode. To do so, press and hold the top metal part of the loudspeaker for about 2 seconds and follow the tips from the previous paragraph.

2. Music

Bluetooth:

Before you use the loudspeaker, you need to pair it with a compatible device via Bluetooth.

1. Press and hold ON/OFF key.
2. Activate the device which you wish to send music from and enable Bluetooth there to pair it with the loudspeaker.
3. Pairing mode is enabled, blue indicator light starts flashing fast. Follow the voice instructions.

4. Set Bluetooth searching mode in the device, select the loudspeaker from the list of devices found.
5. The set has been paired and can be used now.

3. Disco mode

At first you have to pair the device from which you wish to send music via Bluetooth with the lamp. Next switch the colorful light mode of the lamp by pressing and holding the top metal part of the loudspeaker for about 2 seconds. The lamp will start glowing in red. Press again to change colors. The order of colors: dark blue, green, purple, bright blue, and another – fifth – press leads to smooth and automatic change of colors. Press again to switch the lamp off. This means disco mode is enabled. When you play music, the lamp will glow in various changing colors to the rhythm of music. The louder the music, the brighter the light of the lamp.

Microphone:

The lamp has a built-in microphone which lets you make phone calls after connecting the phone through Bluetooth.

AUX port:

Press and hold ON/OFF key.

Connect the loudspeaker to other device with the use of attached mini AUX cable, start the player, and music will be automatically played through the lamp speaker.

MicroSD card:

Press and hold ON/OFF key.

Insert microSD card into the loudspeaker port (contacts facing upwards), press PLAY key in the device. The music from the card will be played.

Restore factory settings:

Press and hold RESET key for 3 seconds (at the bottom of the lamp).

Frequently asked questions. Troubleshooting.

Failed pairing. Check the loudspeaker and make sure it is ON and fully charged, and Bluetooth is in search mode. Restart the loudspeaker with ON/OFF key.

Connection is not possible when there are too many Bluetooth devices nearby. Turn off other Bluetooth devices and try to pair devices again. Switch on and off the Bluetooth device which you want to pair through Bluetooth connection.

Muted or distorted sound. Check volume in the device and loudspeaker, adjust volume. The storage battery is flat. Connect the charger and charge it.

Unstable operation of the player. Make sure the device is not too far from the phone. Check for any other obstacles between the device and loudspeaker, as they may limit Bluetooth communication.

Bluetooth indicator does not glow. The storage battery is flat. Connect the charger and charge it, and next start loudspeaker again (ON/OFF).

Safety measures, cleaning and maintenance.

Before you start using the lamp with a loudspeaker, please get familiar with safety measures carefully. Please read the entire manual to make sure you use the product properly. Please keep this manual for future reference. The player must be kept away from kitchen sink, drinks, bathtub or shower, and must be protected against rainfall and other sources of moisture. Moisture may lead to electric shock when you use electronics. Please follow the tips below to assure failure-free operation of the device:

- Clean the product with a soft and lint-free cloth,
- Do not let small children use the product without supervision,
- Never use force to push any connector into any port in the player. Before connecting, make sure the specific connector is of the same shape and size as the corresponding port.
- Do not dismantle, crush, short-circuit or throw the storage battery into flames as it may cause fire, injuries, burns or pose other threat.
- The device is light, compact and durable, yet electronic components inside the device may be easily damaged due to extensive pressure or throwing.
- Do not drop, break, bend or press the device.
- Do not expose the device to impact of moisture, high temperature, cold or other unfavorable conditions. Do not store the device in humid rooms. The device is not waterproof.
- Do not open the device.
- The device contains magnets. Keep the device away from credit cards, displays and other devices which may get damaged when contacting the magnet.
- Remove the packaging and make sure the equipment is not damaged; in case of doubts, do not use the equipment and contact the supplier.
- Before you connect the lamp, make sure the current voltage in sockets corresponds to values specified in the table.
- In case the feeder cable gets damaged, please dispose of it and purchase another feeder cable whose technical parameters comply with the technical specification.
- The manufacturer allows using the lamp with feeder cable from other producer as long as it complies with technical specification included in this manual.
- Do not cover the lamp when it operates.
- In case the wire insulation or casing gets damaged, the product must not be used any longer.
- The manufacturer shall not be held responsible for damage arising from failure to follow this manual.

NOTE!

Any operations inside the lamp when the voltage is active may lead to electric shock. The product with non-replaceable source of light (LED SMD lights). In case of damage to source of light, the product is not suitable for repair.

Warnings for storage battery

The device may be powered by the built-in storage battery. Before first use, charge the device for 8 hours. If the device has not been used for a long time, the storage battery may be flat. Please charge the battery again. Battery packs may be charged if supervised by adults only. Wrong charging may lead to damage to battery and device. Please do not open the batteries. There are not any elements which could be repaired by the user. Please do not leave the device at very hot or very cold temperatures. Variable temperature of the battery may result in unstable operation of the device, even if the battery is full.

Disposal guidelines

Do not throw the device away with unsorted waste. Wrong disposal may harm the environment and pose a threat to health. In order to get details on waste management systems in your place of residence, please contact the local municipal services department.